


MELLFIN
May 13, 2011
Hanover, Maryland


Summer School Programs that Work for all ELLs

Tiffany Miles, Anna Roberts & Will Roberts
Washington County Public Schools



Four Corners


1. General Education Teacher
2. Administration/Central Office
3. ELL/ESL Teacher
4. Other



Question


If you are planning to have a summer program this year, what will it look like? How will you get there?

What is your vision?




Group Activity

With your group, make a list of things to consider in preparing your summer school program (e.g., funding, registration).




Considerations & Planning for ELL Summer School in Washington County

Funding	Theme & Focus	Location	Dates	Staffing
Curriculum	Student Selection	Schedule	Food	Transportation
Nurse	Staff Meetings	Duties	Pre/Post Tests	Registration
Work Samples	Field Trips	Supplies	Daily Schedule	Administration
Building Access	Binder for Data/Sample Collection	Time Sheets	Special Needs Requests	Communication with Home
Data Analysis	Reflection	Additional Staff	Discipline	Inclement Weather




Daily Schedule

8:15 Breakfast		Leveled Literacy Intervention
8:35 to Class Speaking block		LLI Session 1 8:35-9:20
9:15 Reading (65 minutes)		LLI Session 2 9:25-10:10
10:20 20 minute break/recess between 10 and 11 a.m.	PreK,K,1: 10-10:20 Recess 2, 3, 4: 10:20-10:40 5-12: 10:40-11:00	LLI Session 3 10:30-11:15
10:40 Writing		
11:15 to lunch		
11:40 to Class Listening		LLI Session 4 11:40-12:25
12:25 to Buses		



Key Resources

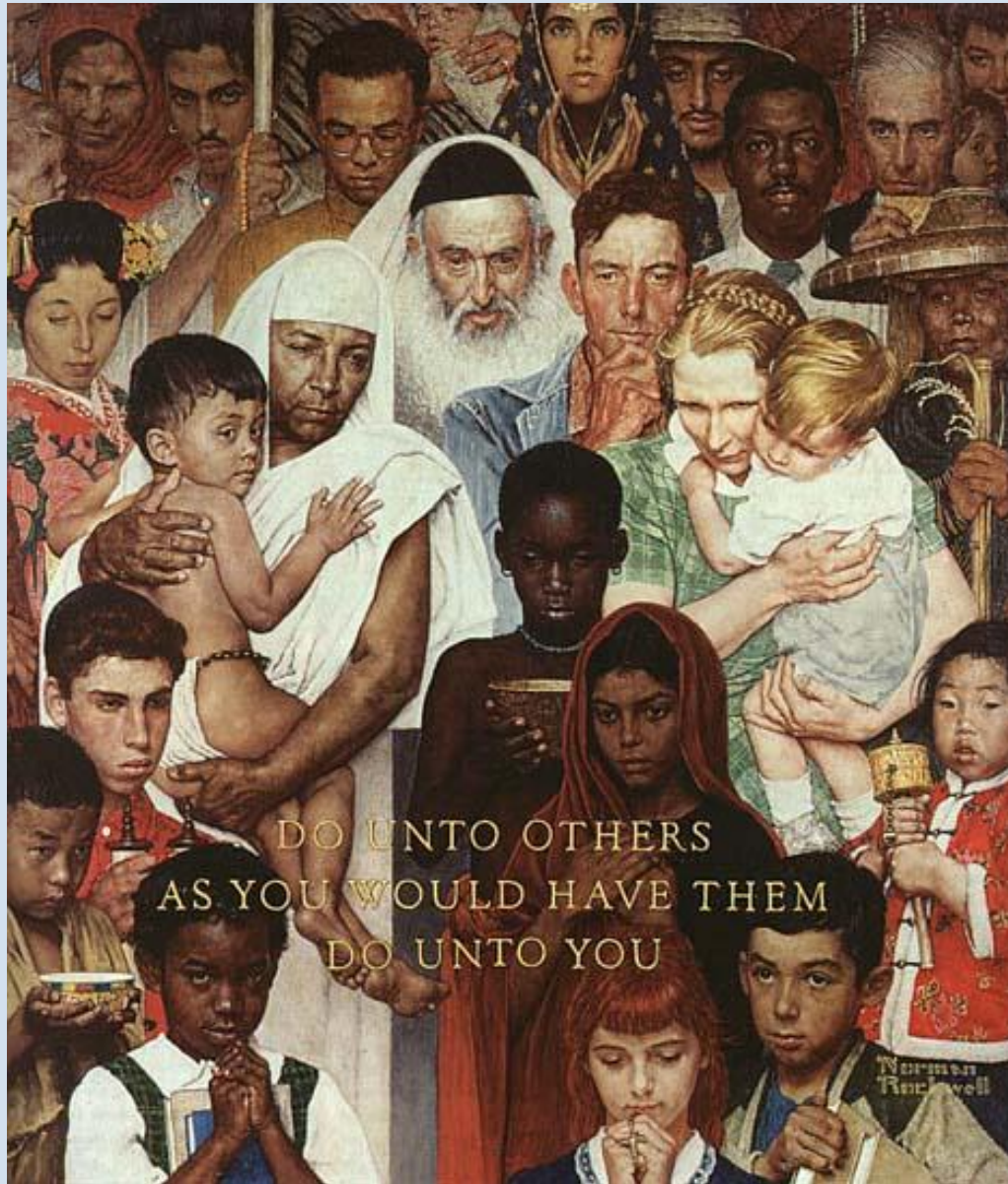
- Camp Can Do Levels 1-5 (published by Santillana USA)
- Leveled Literacy Interventions (published by Foutnas & Pinnell)
- Milestones (published by Heinle Cengage)
- Leveled Readers (various)



Summer School Activities Rotation








DO UNTO OTHERS
AS YOU WOULD HAVE THEM
DO UNTO YOU

Norman
Rockwell



Brothers*ft




2010 Results

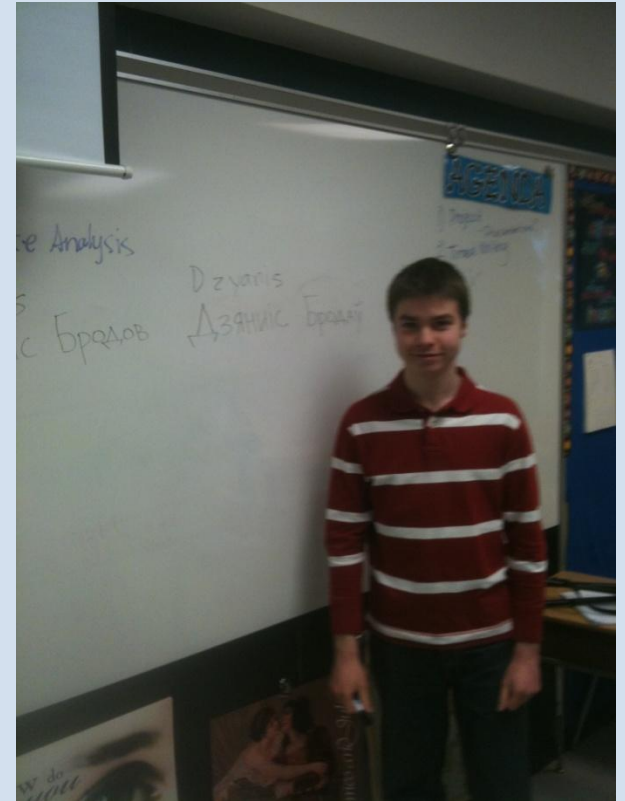
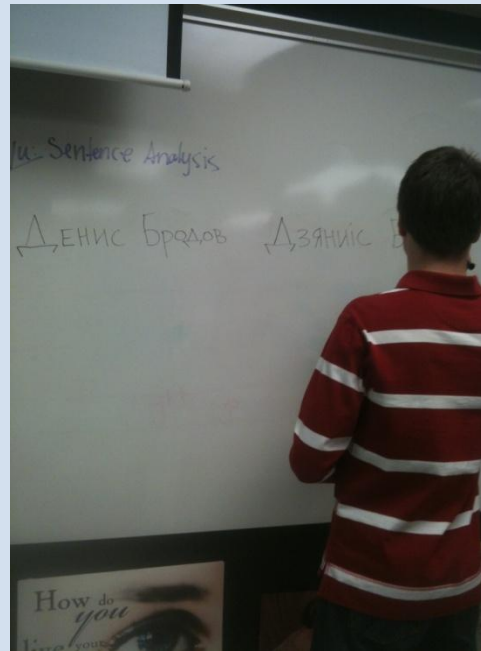
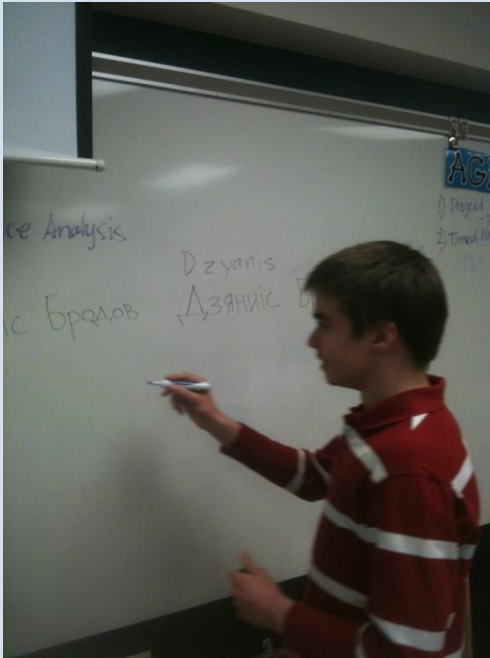
June 14 - July 15

Group	Gains	Stayed the Same	Losses
General Classroom	80%	12%	8%
LLI	30% moved up 1 reading level	65%	5% (1 student)


Pre and post-tests from the programs were used to measure growth.



Student Profile




Dennis




Student Profile

- ❖ Involve student in school activities (Unified Track, Sign Language Club).
- ❖ Teach to her/his interests (Anne Frank).
- ❖ Provide opportunities for the student to teach & lead (sign language).
- ❖ Conference with the student (picture dictionary).




Student Profile







Questions & Wrap Up



Participant Comments

How do these activities enrich the language of ELLs?

Readers Theater

Improves fluency, intonation, pronunciation

Actively involves students

Motivating

Increases vocabulary

Engages all ELL Levels


Allows students to see the connection between speaking and writing

Enables student to recognize the importance of using words to express emotion

Share performance using flip camera

Fun

Expressive, kinesthetic; can videotape and they can see and listen to themselves, critique themselves



Participant Comments

How do these activities enrich the language of ELLs?

Teaching Idioms to Your ELLs

Idiom of the week in pocket chart


Section in reading series to introduce

Teachable moment

Difficult for native English speakers also-needs to be explicitly taught

Helps ELLs progress in BICS & CALPS

Youtube.com for idiom videos



Participant Comments

How do these activities enrich the language of ELLs?

What's in the Bag?

Can differentiate for any level

Builds confidence in a low risk setting

Reading, writing, listening & speaking involved


Can be thematic-based and content-based

Cooperative groups

Could be used with reciprocal teaching

Assists ELLS in understanding how to ask and respond appropriately to questions

Help students distinguish between language of yes/no and open-ended question



Participant Comments

How do these activities enrich the language of ELLs?

Who has? I have!

Speaking, listening, vocabulary; review

Scavenger hunt

Visual support always key for ELLs

Head bands game

Builds sentence structure (syntax)


Can use with prefix, suffix, math, contractions, roots

Everyone participates

Can be adapted to all levels and content

Assists students in understanding how to ask & respond questions

Could be used as a review for topics recently learned



Participant Comments

How do these activities enrich the language of ELLs?

Sequencing

Applicable to all levels (K-12)

Develop oral & written skills

Learn key words: first, next, etc.


Use it w/ speaking & writing

Great for speaking/retelling

LAS “Tell a Story” preparation

Teaches transition words like first, next, last, then, second

Real life application (recipes, etc.)



Participant Comments

How do these activities enrich the language of ELLs?

Using Art to Inspire Writing

At students' interest level or promote interest

Social communication to practice new and more complex vocabulary

Vocabulary

Oral skills to discuss

Teach character, setting, mood

Story development...what happened before, after?

Used it to inspire inferences